

Newport Philatelic Society

Newsletter Nineteenth Release: Number 79 September 2020

Introduction:

Dear members, here we have issue nineteen. This issue has the second half of Martyn's display on Fiji airmail covers and a contribution from Bev on her early days in collecting. We also have two member-to-member articles for you to consider.

It was disappointing to dash our hopes on our plan to hold a social afternoon tea for members but the current situation means that we must be careful and do our bit to reduce the risk to all. Hopefully we will get another chance to do this or something else sometime soon.

Some societies have taken to video conferencing for meetings, is this something the society could try? Please give me your thoughts.

Do not forget if you have any stamp related news or interests to share please pass it on so that I can share it with the wider membership. We can also use our website for useful links and articles. I have caught up with myself and recently put all the older issues of the newsletters on the website.

<https://newportgwentphilatelic.weebly.com/>

The newsletter will continue for as long as the members keep making contributions, so if you enjoy reading it, please consider sending me a picture or making reference to an interesting article you have found. If you have a question that you would like to ask the society to help find an answer for you please send it to me. However small the contribution I will try to include them all as soon as I can.

A display of Fiji Airmail Covers by Martyn (second half):



Air Mail Cover of FIJI

Qantas First Flight Cover SYDNEY to FIJI 15 May 54
back stamp Nadi AIRPORT 15May 1954



Qantas First Flight NADI AIRPORT to SYDNEY
Back stamp SYDNEY 20may 1954





Air Mail Cover of Fiji.
Nadi Airport to London 27 November 1965
London arrival 29 November 1965 Rate 2/6p



London to Nadi Airport 24 November 1965 .
Nadi arrival 27 November 1965.






Air Letter /Aerogramme Fiji.

**Nadi Air Paquebot Marking related to airmail being handled at Nadi Airport
Is known to exist, namely the Nadi Airport Paquebot handstamp. This rectangular
Measuring 54x11mm, is referred to in Hosking's Paquebot Cancellations of the world**

And identified with type number 826 Reportedly introduced 1976.

**Few examples have been recorded those identified to date are clearly philatelic
In origin and date from 1978**

AEROGRAMME
BY AIR MAIL . PAR AVION




Mr. Gustav J. Lund
1029 Martin Road
Houston, Texas
U. S. A. 77018

COUNTRY OF DESTINATION



Air Mail Cover of Fiji.

Loma Loma to Suva Loma Loma 5 August 1978 Suva arrival same date
120 privately produced covers plus 3 registered carried Rectangular
flight cachet, dated 8 August 1978 in violet.



Mualevu to Suva. Registered cover dated Mualevu 29 July (with no year; and day inverted)
Mualevu registration handstamp. Rectangular flight cachet (as above) in violet 20
privately produced covers plus three registered carried.



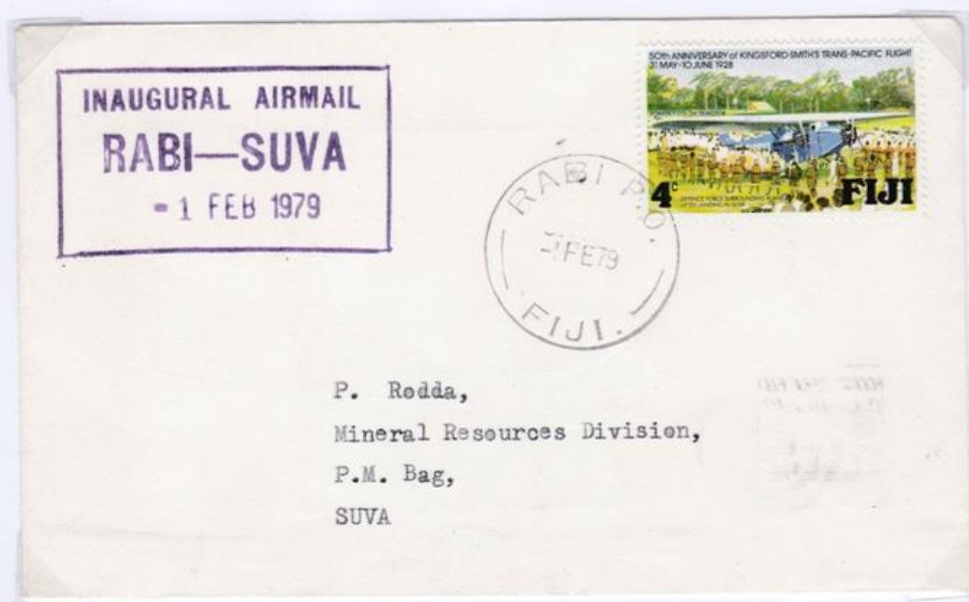


Air Mail Cover of Fiji.

Suva to Rabi 31 January 1979, Rabi arrival 1 February 1979
Flight cachet in red with date 1 February 1979 added in violet
120 covers carried.



Rabi to Suva 1 February 1979 .Suva arrival 4p.m. same date
Rectangular flight cachet in violet.120 covers carried



Air Mail Cover of Fiji.

Suva to Nauru .Suva 20April 1968 Nauru arrival 21 April 1968
Inaugural Flight.



Nauru-Suva. Nauru 21April 1968.Suva arrival 23 April 1968.







FIJI

.Air Mail Cover of FIJI

12 September 1983 Air Pacific First Flight to Honolulu.in conjunction
With American Airlines one of their Douglas DC10 aircraft. Painted in
Air Pacific colours. inaugurated a scheduled service Fiji to Hawaii.250
First flight covers. With three line black printed legend; carried on first flight
From Nadi Airport 21September 1983Two different Nadi Airport cancellers
Used. Arrival Honolulu same day





Air Mail Cover of Fiji.

The FC

ANZ introduce Douglas DC8ZK-NZM aircraft onto Islands service route
Auckland-Nadi-Rarotonga-Papeete. Pictorial flight covers featuring stylised
Design available showing different stage details a) Nadi Airport to
Rarotonga . 4 December 1973. Rarotonga arrival same date.



B) Rarotonga to Nadi AIRPORT 4 December 1973 Nadi A 1973.



Belgium O.A.T. Marks.

During the latter part of WW2 as countries were being liberated there was a great demand from the people to renew communications with the rest of the world. It is understandable that civil air services at this time were almost non-existent, with the possible exception of the UK which had not been occupied. Most mail was carried by military aircraft. As Belgium was being liberated, mail was transported to London for Onward Air Transmission. The letters were tied into bundles of up to 60 items. The top item receiving an O.A.T. mark. Consequently, taking account that most of the mail was commercial and the world conditions at that time, these markings are somewhat elusive.

The Basic types of stamps used were:

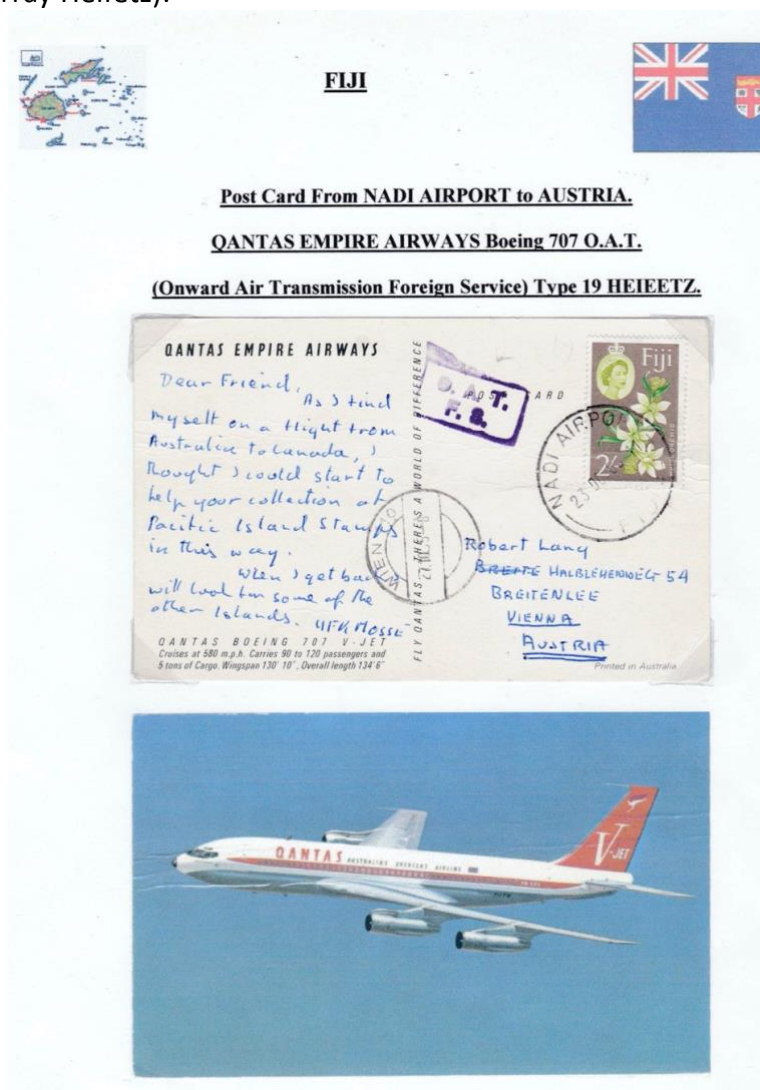
O.A.T. with an oval border

O.A.T. with an oval border and F.S. under O.A.T.

O.A.T. with a square frame

O.A.T without a frame

Generally the marks were applied in red but occasionally in purple. The stamps for the main part were made out of rubber. Consequently they became distorted with use, making it difficult, if not impossible, to distinguish the type (as listed in the book O.A.T and Av2 Markings by Murray Heifetz).



AV2 Marks:

The AV2 Bordereau (statement) form was used in conjunction with "Open Mail". Open Mail (a'decouvert) was a bag of mail destined for various places and therefore would be opened en route. The AV2 form listed all mail for each stop and was also used for accounting purposes. "Closed Mail" was a bag for one destination only, making it unnecessary to be opened en route. Consequently, an AV2 form was not appropriate for this type of mail. The AV of AV2 is believed to be an abbreviation of AVION, the French for aeroplane. However, some strikes have full stops after the A and V which some postal authorities believe to be the initials of two separate words.

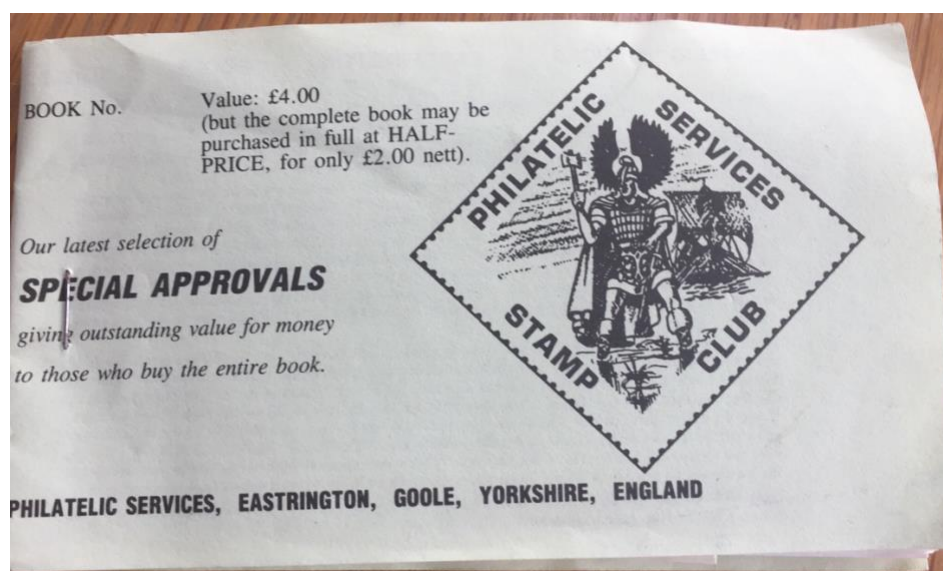
NOTE It is not known what guidelines were used by the Post Offices in applying either the AV2 or O.A.T marks.

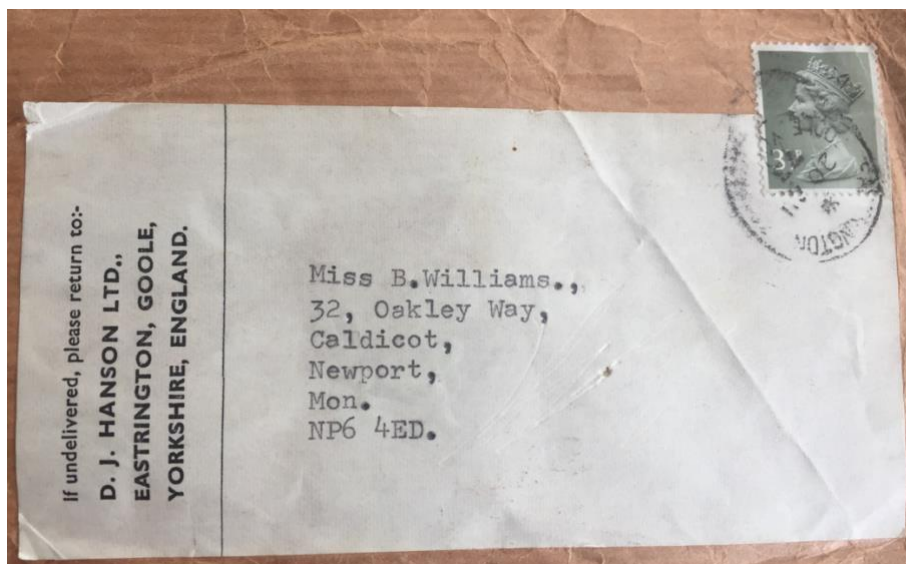


How I started: (Bev)

Whilst sorting through some boxes recently Bev found some bits and pieces from when she started collecting which might bring back some memories for our members. Hopefully a blast from the past for some of you. Whilst having a sort out during lockdown she found an old box full of bits and bobs from when she started collecting stamps over 50 years ago (*I cannot believe this number, it must be a typing error surely only 21 years ago! – Editor*).

The 1969 presentation pack celebrating the Investiture of Prince Charles was given to us in school and was how I first caught the bug for stamp collecting. I started keeping the stamps from letters we received at home and stored them in an old biscuit tin. They were mainly British, but there were some foreign ones on postcards from family and friends. I didn't have access to a stamp shop locally, but at some point I started sending away for stamps. I remember receiving approval books from D J Hanson's in Goole (see brown envelope from 1973) and going through the pages to spend my pocket money. They sometimes sent free gifts such as a magnifying glass or tweezers, so it was always exciting to see what would come next. Interestingly the company was still encouraging youth philately a few years ago by donating their old stock of stamp albums and approvals books to Stamp Active and Erène's Stamps in Schools project.





Member to Member (1)

One of our members has the Penny Black copied below to offer on behalf of a family friend. Open to the highest bidder. See image below if you wish to make a bid please let me know your best offer and I will pass it on.



Member to Member (2):

Neil has been sorting out his philatelic literature during the lockdown. All listed below are free to a good home, however buyer must collect directly from Neil.

- (a) about 25 +, probably 40, copies of Western Auction catalogues
- (b) about 60 copies of 'Stamp Collecting' magazine

Final Notes:

Dear members, please take care and keep safe and well. A big thank you to Martyn and Bev for contributing to this issue. Please send it your bids for the Penny Black if you are interested and contact me if you want to collect any of the magazines from Neil.

Please keep sending the images of the "last item bought" as many members enjoy this feature and it is a great way to make a contribution to a future issue of this newsletter. If you have bought two or more items and cannot decide which to send, send in pictures of them all!

Any mistakes and errors are all down to me, so as before, my genuine apologies for every one of them! If anyone is receiving the newsletter in error or no longer wishes to receive it please let me know and I will remove you from the circulation list.

Until next time.
Les Ashton-Smith

P.S.

I purchased a different item of Chepstow Postal History which is shown below, a private cover produced for the charity raft race, definitely different!

